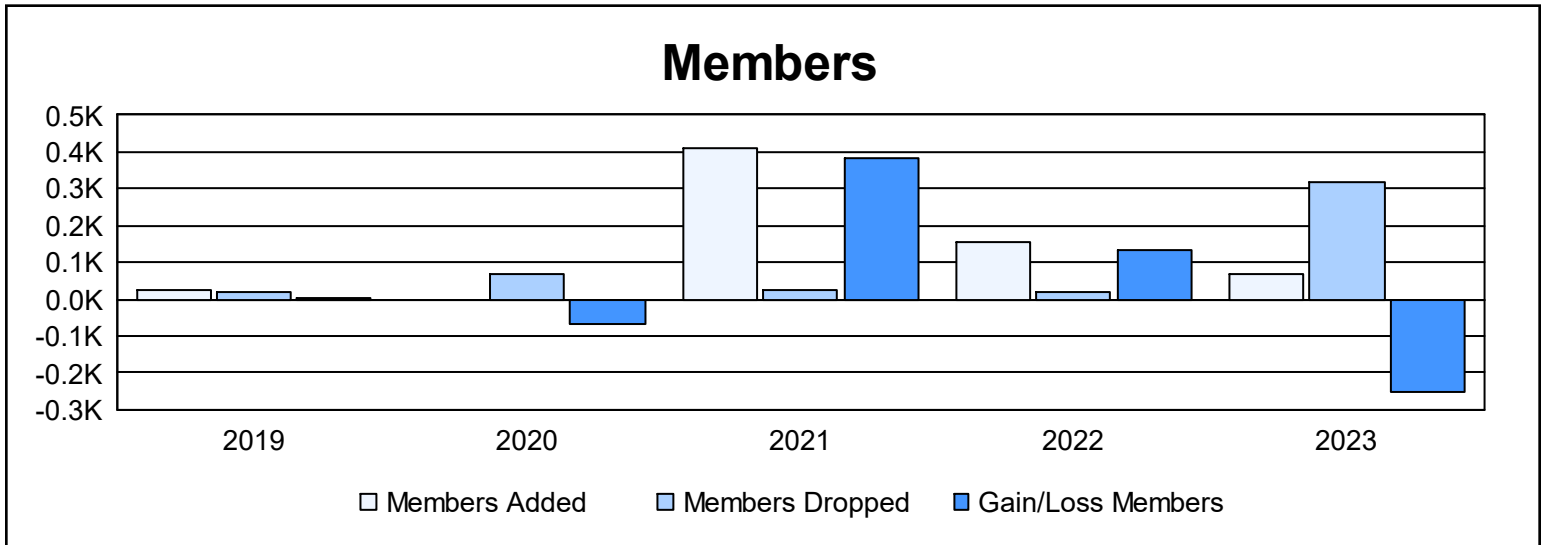
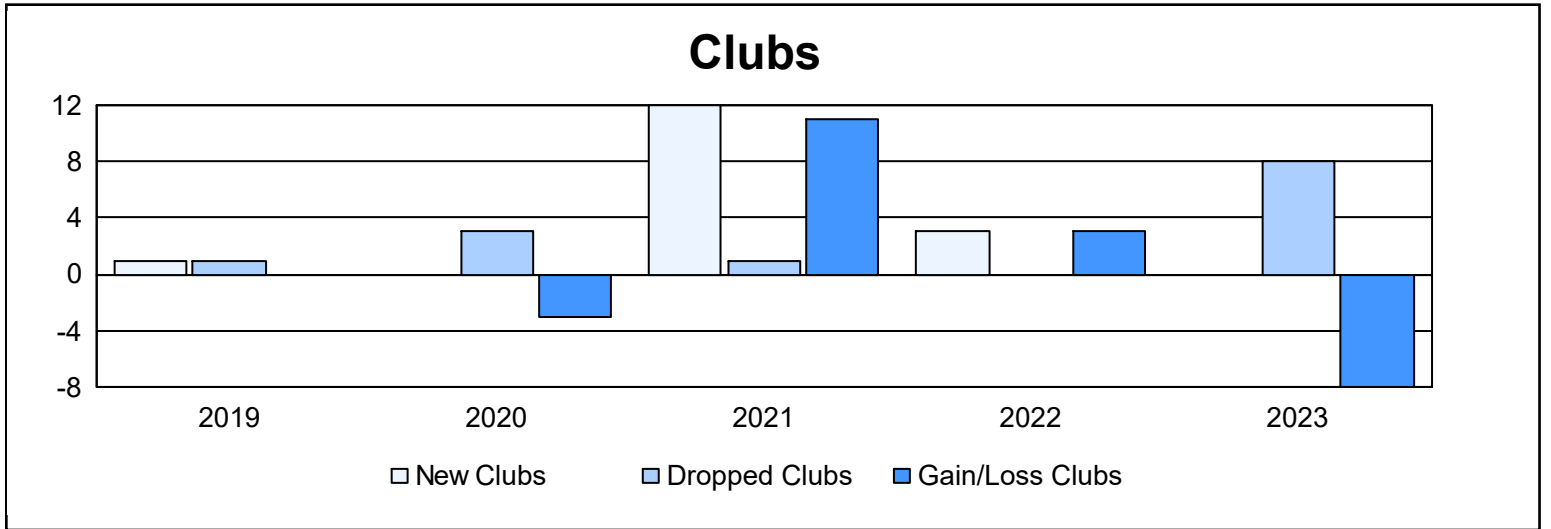
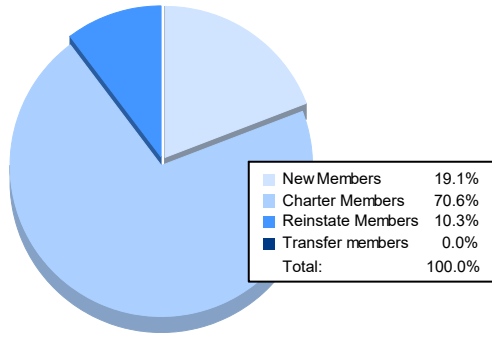


Year	New Clubs	Dropped Clubs	Gain/ Loss Clubs	New Members	Charter Members	Reinstate Members	Transfer Members	Total Member Added	Total Members Dropped	Gain/ Loss Members
2018-2019	1	1	0	4	22	0	0	26	22	4
2019-2020	0	3	-3	0	0	0	0	0	70	-70
2020-2021	12	1	11	22	336	54	0	412	27	385
2021-2022	3	0	3	57	91	7	2	157	22	135
2022-2023	0	8	-8	13	48	7	0	68	319	-251
<b>Average</b>	<b>3</b>	<b>3</b>	<b>1</b>	<b>19</b>	<b>99</b>	<b>14</b>	<b>0</b>	<b>133</b>	<b>92</b>	<b>41</b>



### Membership Composition June 2023 Cumulative



### Gender Composition June 2023 Cumulative

